



CNS-WHT-801+CNS-WHT-305

SPECIFICATION DATA SHEET

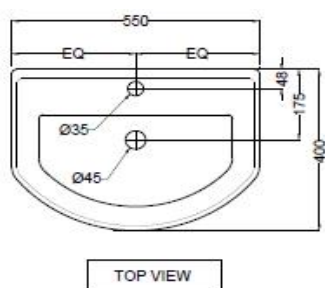
PRODUCT DETAILS

| | | | |
|--------------------|--|-------------|------------------------------------|
| Manufacturer : | Jaquar | Type: | Wall Hung Basin with half Pedestal |
| Range | Continental | Colour: | White |
| Outlet | Horizontal | Material: | Ceramic - Vitreous China |
| Technical Details: | Diameter of the tap hole $35\varnothing +2 -1$ mm, | BOM doc.NO. | JSW/01/2018/0048 JSW/01/2018/0050 |
| | ID of waste outlet hole $45\varnothing +2 -1$ mm | | |
| | Horizontal distance between the center line of the tap hole and the center line of the waste outlet hole ≤ 127 mm | | |

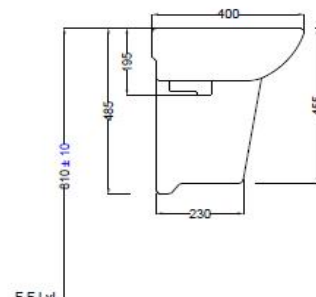
ARTICLE NAME: WALL HUNG BASIN



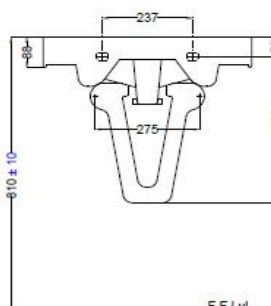
TECHNICAL DIMENSIONS



TOP VIEW



SIDE VIEW



BACK VIEW

ALL DIMENSIONS ARE IN MM.
(TOLERANCE ± 5 MM)

PRODUCT DIMENSIONS

| Length (mm) | Width (mm) | Height (mm) | Net weight (kg) |
|-------------|------------|-------------|-----------------|
| 550 | 400 | 485 | 20.5 |

USP

With Tap Hole and over flow hole, anti germ glaze

ACCESSORIES PROVIDED

| | |
|------------------------|--------------|
| Overflow hole Cap | ZPS-WHT-9012 |
| Rag bolt | ZPS-MST-RB03 |
| Pedestal Fixing Screws | ZPS-MST-FB05 |

CARE AND CLEANING GUIDELINES

- ★ Vitreous china sanitary ware products are fragile in nature and need to be handled with care (to avoid personal injury) at all times during its storage, handling, installation and use thereafter.
- ★ The product is heavy and it is recommended that two persons hold it while it is being fixed.
- ★ Carefully inspect the new product for damage before installation.
- ★ Risk of product damage. Over tightening may cause breakage or chipping of vitreous china.
- ★ Risk of external leakage. Do not lift or rock the bowl after placement.
- ★ Always test your cleaning solution on an inconspicuous area on the product before applying it to the entire surface.
- ★ Do not allow cleaners to sit or soak on the product.
- ★ Use a soft, dampened sponge or cloth to clean. Never use abrasive material like a bristle brush or scouring pad.
- ★ Wipe surfaces clean and rinse completely with water immediately after applying cleaners.
- ★ Clean Chrome, stainless steel surfaces once a week. Do not use cleaners containing chloride on chrome, stainless steel. If used, rinse the surface immediately to prevent corrosion.
- ★ Wherever chrome plating is used on the products, use only warm water to clean and then dry with a soft cloth.

CERTIFICATION

Compliance : IS 2556.4:2004, IS 2556.1:1994, BS EN 14688 :2015

All technical dimensions are in accordance to British standards, Bureau of Indian Standards

PACKAGING DETAIL

| Length (mm) | Width (mm) | Height (mm) | Gross Weight(kg) |
|-------------|------------|-------------|------------------|
| 560 | 425 | 200 | 13.00 |
| 350 | 300 | 340 | 6.50 |

LOADING PALLET DETAIL

| Length (mm) | Width (mm) | Height (mm) | no of pieces on pallet |
|-------------|------------|-------------|------------------------|
| 1140 | 1140 | 2285 | 52 |
| 1140 | 1140 | 2285 | 72 |



| | | | |
|---------------------------------|----------------------------------|--------------------------------|----------------------------------|
| Prepared By Designer Date | Controlled By Quality control | Verified By Product Manager | Approved By Sanitaryware Head |
| Revision/Version | 1 | Plotter Updated on | Month 09-Jul Year 2018 |