

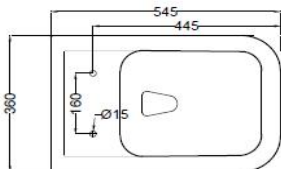
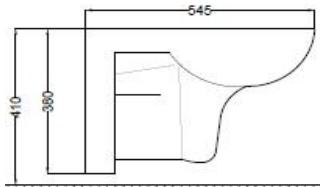
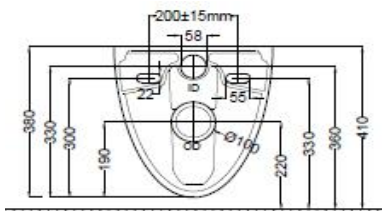




		FLS-WHT-5953UF	
SPECIFICATION DATA SHEET			
PRODUCT DETAILS			
Manufacturer :	Jaquar	Type:	Wall hung WC (water closet)
Range	Florentine	Flush valves	Regular, Dual & I Flush advantages
Colour:	White	Material:	Ceramic - Vitreous China
Outlet	Vertical	BOM doc.NO.	JSW/01/2018/0075a
Technical Details:	Internal diameter of inlet hole \varnothing 58 +2 -1 mm		
	External diameter of outlet hole \varnothing 100 +5 -2 mm		
ARTICLE NAME: WALL HUNG WC			
			
TECHNICAL DIMENSIONS			
 <p>TOP VIEW</p>		 <p>SIDE VIEW</p>	
		 <p>BACK VIEW</p>	
ALL DIMENSIONS ARE IN MM. (TOLERANCE \pm 5 MM)			
PRODUCT DIMENSIONS		USP	
Length (mm)	Width (mm)	Height (mm)	Net weight (kg)
360	545	380	18.05
Rimless bowl design, Water efficient 2.5/4.2 Ltr flushing, Anti germ glazing.			
ACCESSORIES PROVIDED			
UF Soft Close Seat cover		FLS-WHT-5103UF	
Inlet & Outlet gasket		ZPS-WHT-GK01	
ACCESSORIES RECOMMENDED			
Rag bolt		ZPS-SNS-RB01 & ZPS-MST-RB02	
Concealed cistern model no		JCS-WHT-2400S,2400FS,2400WS	
			
CARE AND CLEANING GUIDELINES			
<p>★ Vitreous china sanitary ware products are fragile in nature and need to be handled with care (to avoid personal injury) at all times during its storage, handling, installation and use thereafter.</p> <p>★ The product is heavy and it is recommended that two persons hold it while it is being fixed.</p> <p>★ Carefully inspect the new product for damage before installation.</p> <p>★ Risk of product damage. Over tightening may cause breakage or chipping of vitreous china.</p> <p>★ Risk of external leakage. Do not lift or rock the bowl after placement.</p> <p>★ Always test your cleaning solution on an inconspicuous area on the product before applying it to the entire surface.</p> <p>★ Do not allow cleaners to sit or soak on the product.</p> <p>★ Use a soft, dampened sponge or cloth to clean. Never use abrasive material like a bristle brush or scouring pad.</p> <p>★ Wipe surfaces clean and rinse completely with water immediately after applying cleaners.</p> <p>★ Clean Chrome, stainless steel surfaces once a week. Do not use cleaners containing chloride on chrome, stainless steel. If used, rinse the surface immediately to prevent corrosion.</p> <p>★ Wherever chrome plating is used on the products, use only warm water to clean and then dry with a soft cloth.</p>			
CERTIFICATION			
Compliance : IS 2556.2:2004/IS 2556.1:1994 EN 997 :2012+A1			
All technical dimensions are in accordance to British standards, Bureau of Indian Standards			
PACKAGING DETAIL		LOADING PALLET DETAIL	
Length (mm)	Width (mm)	Height (mm)	Gross Weight(kg)
560	420	430	22.5
			
Prepared By Designer Date		Verified By Product Manager	
Controlled By Quality control		Approved By Sanitaryware Head	
Revision/Version 1		Plotter Updated on Month 09-Jul Year 2018	