



OPS-WHT-15955NUF

**SPECIFICATION DATA SHEET**

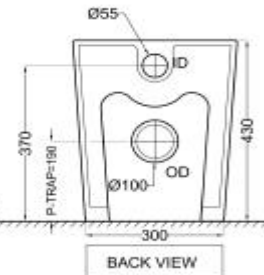
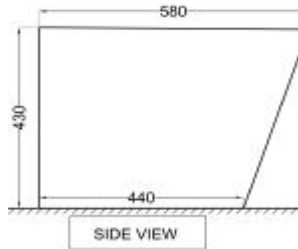
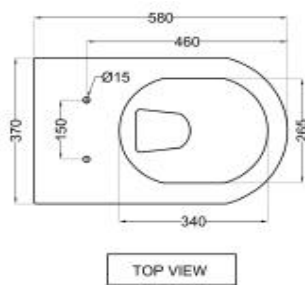
**PRODUCT DETAILS**

<b>Manufacturer :</b>	Jaquar	<b>Type:</b>	Back To Wall WC
<b>Range</b>	Opal	<b>Flush valves</b>	Regular, Dual & I Flush advantages
<b>Colour:</b>	White	<b>Material:</b>	Ceramic - Vitreous China
<b>Outlet</b>	Vertical	<b>BOM doc.NO.</b>	JSW/01/2018/0165A
<b>Technical Details:</b>	Internal diameter of inlet hole $\varnothing 58 +2 -1$ mm External diameter of outlet hole $\varnothing 100 +5 -2$ mm		

**ARTICLE NAME: BACK TO WALL- WC**



**TECHNICAL DIMENSIONS**



ALL DIMENSIONS ARE IN MM.  
(TOLERANCE  $\pm 5$  MM)

PRODUCT DIMENSIONS				USP
Length (mm)	Width (mm)	Height (mm)	Net weight (kg)	Rim Less Back to wall, Anti Germ Glaze
370	580	430	29.1	

**ACCESSORIES PROVIDED**

UF Soft Close Seat cover	SLS-WHT-6103UF
Inlet & Outlet gasket	ZPS-WHT-GK01
Floor fixing screw	ZPS -SNS-FB02

**ACCESSORIES RECOMMENDED**

Concealed cistern model no	JCS-WHT-2400S,2400FS,2400WS
----------------------------	-----------------------------



**CARE AND CLEANING GUIDELINES**

- ★ Vitreous china sanitary ware products are fragile in nature and need to be handled with care (to avoid personal injury) at all times during its storage, handling, installation and use thereafter.
- ★ The product is heavy and it is recommended that two persons hold it while it is being fixed.
- ★ Carefully inspect the new product for damage before installation.
- ★ Risk of product damage. Over tightening may cause breakage or chipping of vitreous china.
- ★ Risk of external leakage. Do not lift or rock the bowl after placement.
- ★ Always test your cleaning solution on an inconspicuous area on the product before applying it to the entire surface.
- ★ Do not allow cleaners to sit or soak on the product.
- ★ Use a soft, dampened sponge or cloth to clean. Never use abrasive material like a bristle brush or scouring pad.
- ★ Wipe surfaces clean and rinse completely with water immediately after applying cleaners.
- ★ Clean Chrome, stainless steel surfaces once a week. Do not use cleaners containing chloride on chrome, stainless steel. If used, rinse the surface immediately to prevent corrosion.
- ★ Wherever chrome plating is used on the products, use only warm water to clean and then dry with a soft cloth.

**CERTIFICATION**

**Compliance :** IS 2556.2:2004, IS 2556.1:1994 , EN 997 :2012+A1  
All technical dimensions are in accordance to British standards, Bureau of Indian Standards

PACKAGING DETAIL				LOADING PALLET DETAIL			
Length (mm)	Width (mm)	Height (mm)	Gross Weight(kg)	Length (mm)	Width (mm)	Height (mm)	No of pieces on pallet
600	440	450	32.85	1140	1140	2285	16



Prepared By Designer Date	Controlled By Quality control	Verified By Product Manager	Approved By Sanitaryware Head
Revision/Version	1	Plotter Updated on	Month 10-Jul Year 2018