

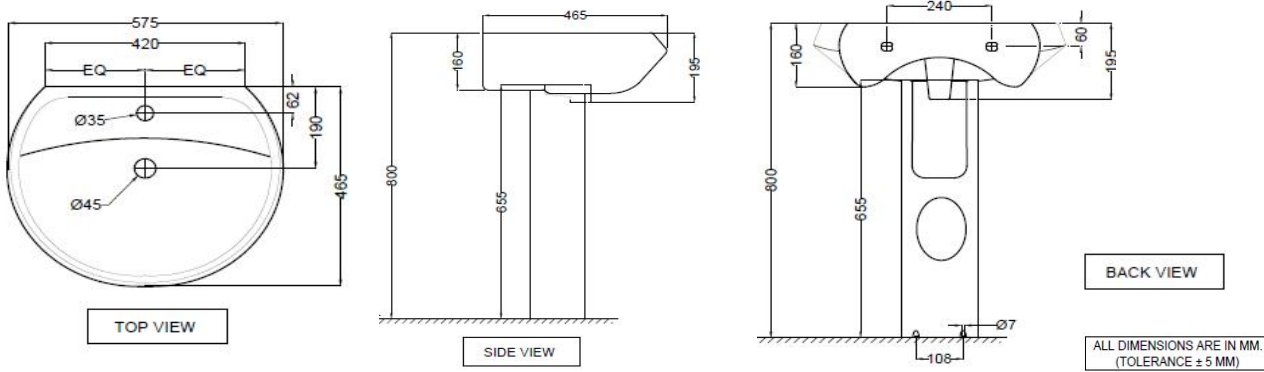


		SLS-WHT-6801 +SLS-WHT-6301					
SPECIFICATION DATA SHEET							
PRODUCT DETAILS							
Manufacturer :	Jaquar		Type:	Wall Hung Basin with Full Pedestal			
Range	Solo		Colour:	White			
Outlet	Horizontal		Material:	Ceramic - Vitreous China			
Technical Details:	Daimeter of the tap hole 35Ø +2 -1 mm,		BOM doc.NO.	JSW/01/2018/0131	JSW/01/2018/0132		
	ID of waste outlet hole 45 Ø+2 -1mm						
	Horizontal distance between the center line of the tap hole and the center line of the waste outlet hole ≤ 130 mm						
ARTICLE NAME: WALL HUNG BASIN							
<div></div>							
TECHNICAL DIMENSIONS							
<div><div>TOP VIEW</div><div>SIDE VIEW</div><div>BACK VIEW</div><div>ALL DIMENSIONS ARE IN MM. (TOLERANCE ± 5 MM)</div></div>							
PRODUCT DIMENSIONS				USP			
Length (mm)	Width (mm)	Height (mm)	Net weight (kg)	With Tap Hole and over flow hole, anti germ glaze			
575	465	800	20.05				
ACCESSORIES PROVIDED							
Overflow hole Cap				ZPS-WHT-9012			
Rag bolt				ZPS-MST-RB03			
CARE AND CLEANING GUIDELINES							
<ul style="list-style-type: none">★ Vitreous china sanitary ware products are fragile in nature and need to be handled with care (to avoid personal injury) at all times during its storage, handling, installation and use thereafter.★ The product is heavy and it is recommended that two persons hold it while it is being fixed.★ Carefully inspect the new product for damage before installation.★ Risk of product damage. Over tightening may cause breakage or chipping of vitreous china.★ Risk of external leakage. Do not lift or rock the bowl after placement.★ Always test your cleaning solution on an inconspicuous area on the product before applying it to the entire surface.★ Do not allow cleaners to sit or soak on the product.★ Use a soft, dampened sponge or cloth to clean. Never use abrasive material like a bristle brush or scouring pad.★ Wipe surfaces clean and rinse completely with water immediately after applying cleaners.★ Clean Chrome, stainless steel surfaces once a week. Do not use cleaners containing chloride on chrome, stainless steel. If used, rinse the surface immediately to prevent corrosion.★ Wherever chrome plating is used on the products, use only warm water to clean and then dry with a soft cloth.							
CERTIFICATION							
Compliance : IS 2556.4:2004, IS 2556.1:1994, BS EN 14688 :2015							
All technical dimensions are in accordance to British standards, Bureau of Indian Standards							
PACKAGING DETAIL				LOADING PALLET DETAIL			
Length (mm)	Width (mm)	Height (mm)	Gross Weight(kg)	Length (mm)	Width (mm)	Height (mm)	no of pieces on pallet
605	465	220	12.2	1140	1140	2285	52
665	200	165	8.45	1140	1140	2285	60
							
Prepared By Designer Date		Controlled By Quality control		Verified By Product Manager		Approved By Sanitaryware Head	
Revision/Version		1		Plotter Updated on		Month 10-Jul Year 2018	