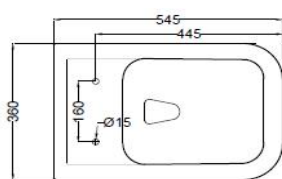
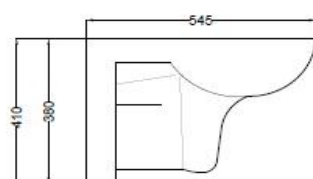
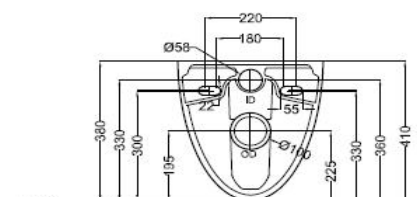


SPECIFICATION DATA SHEET
PRODUCT DETAILS

Manufacturer :	Jaquar	Type:	Wall hung WC (water closet)
Range	Florentine	Flush valves	Regular, Dual & I Flush advantages
Colour:	White	Material:	Ceramic - Vitreous China
Outlet	Vertical	BOM doc.NO.	JSW/01/2018/0075
Technical Details:	Internal diameter of inlet hole $\varnothing 58 \pm 2$ mm External diameter of outlet hole $\varnothing 100 \pm 5$ -2 mm		

ARTICLE NAME: WALL HUNG WC

TECHNICAL DIMENSIONS

TOP VIEW

SIDE VIEW

BACK VIEW

ALL DIMENSIONS ARE IN MM.
(TOLERANCE ± 5 MM)

PRODUCT DIMENSIONS				USP
Length (mm)	Width (mm)	Height (mm)	Net weight (kg)	Rimless bowl design, Water efficient 2.5/4.2 Ltr flushing, Anti germ glazing.
360	545	380	20.24	
ACCESSORIES PROVIDED				
PP Soft Close Slim Seat cover				FLS-WHT-5103SM
Inlet & Outlet gasket				ZPS-WHT-GK01
ACCESSORIES RECOMMENDED				
Rag bolt				ZPS-MST-RB07
Concealed cistern model no				JCS-WHT-2400S,2400FS,2400WS


CARE AND CLEANING GUIDELINES



- ★ Vitreous china sanitary ware products are fragile in nature and need to be handled with care (to avoid personal injury) at all times during its storage, handling, installation and use thereafter.
- ★ The product is heavy and it is recommended that two persons hold it while it is being fixed.
- ★ Carefully inspect the new product for damage before installation.
- ★ Risk of product damage. Over tightening may cause breakage or chipping of vitreous china.
- ★ Risk of external leakage. Do not lift or rock the bowl after placement.
- ★ Always test your cleaning solution on an inconspicuous area on the product before applying it to the entire surface.
- ★ Do not allow cleaners to sit or soak on the product.
- ★ Use a soft, dampened sponge or cloth to clean. Never use abrasive material like a bristle brush or scouring pad.
- ★ Wipe surfaces clean and rinse completely with water immediately after applying cleaners.
- ★ Clean Chrome, stainless steel surfaces once a week. Do not use cleaners containing chloride on chrome, stainless steel. If used, rinse the surface immediately to prevent corrosion.
- ★ Wherever chrome plating is used on the products, use only warm water to clean and then dry with a soft cloth.

CERTIFICATION

Compliance : IS 2556.2:2004/IS 2556.1:1994 EN 997 :2012+A1/SASO 1473:2016/CE

All technical dimensions are in accordance to British standards, Bureau of Indian Standards



PACKAGING DETAIL				LOADING PALLET DETAIL			
Length (mm)	Width (mm)	Height (mm)	Gross Weight(kg)	Length (mm)	Width (mm)	Height (mm)	No of pieces on pallet
560	420	430	24.25	1140	1140	2285	16
							
Prepared By Designer Date		Controlled By Quality control		Verified By Product Manager		Approved By Sanitaryware Head	
Revision/Version 1				Plotter Updated on Month 22-Aug Year 2019			